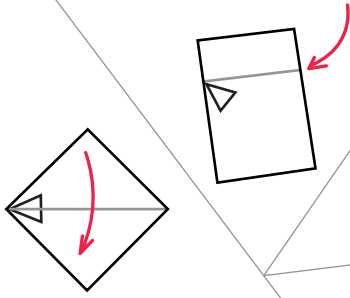
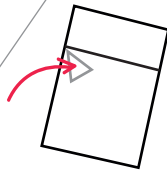


Instructions

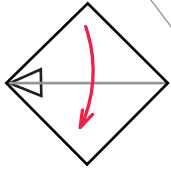
2 Cut the square shape out of the other paper



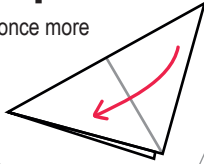
1 write your best wishes on the lines in the middle



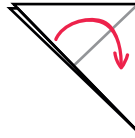
3 Fold the square diagonally (message left and pattern on the outside)



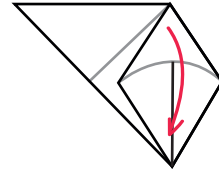
4 Fold once more



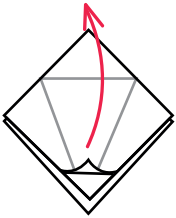
5 Open the pocket



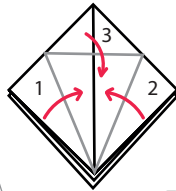
6 Flatten the paper



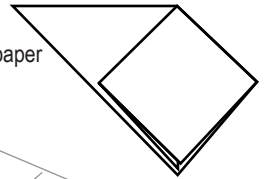
10 Pick a tip to make a space



8 Repeat step 5 - 6

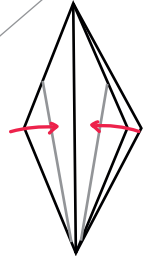
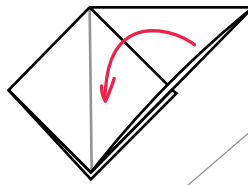


7 Turn the paper over

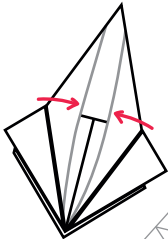


9

Fold to make creases and fold back

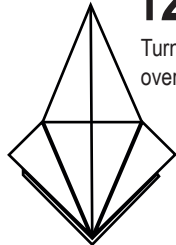


11 Flatten the pockets

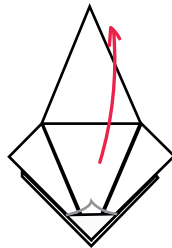


14 Fold to meet the center line


12 Turn the paper over



13 Repeat step 9 - 10 - 11



15 turn over and repeat step 14




18 pocket fold the head and open the wings



17 fold head and tail inwards and place in the middle

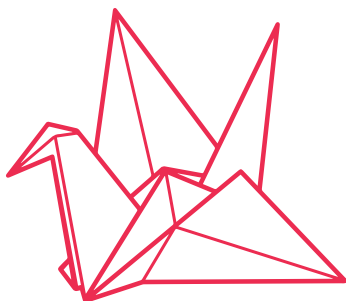


16 fold in half



Spread your wishes !

wij wensen jou duizend kraanvogels geluk toe!



Volgens een oude Japanse traditie gaat er na het plooiën van duizend kraanvogels één van je wensen in vervulling. Versele-Laga heeft zijn wens gebruikt om jou een fantastisch 2018 toe te wensen. En nu kan jij makkelijk hetzelfde doen. Schrijf je gelukswens op en plooi ze in een kraanvogel. Geef je vogel aan een vriend, collega of familielid en wens hen het beste toe voor 2018. Deel je kraanvogel op sociale media met de hashtag [#SpreadYourWishes](#).

